



HIGHLAND BAPTIST CHURCH

Sanctuary Renovation

01.21.21

BELINDA STEWART ARCHITECTS, P.A.

61 NORTH DUNN ST., P.O. BOX 867
EUPORA, MISSISSIPPI 39744
662.258.6405 & 662.258.6452 FAX
bsa@belindastewartarchitects.com
www.belindastewartarchitects.com

Larger Platform with fewer steps up – Neutral & Wood Tone Color Scheme

SANCTUARY DESIGN
INSPIRATION



Meridian, Mississippi

HIGHLAND BAPTIST CHURCH



RENDERINGS
(with first draft color scheme)

Before



Option 2 Lighting



Meridian, Mississippi

HIGHLAND BAPTIST CHURCH

LIGHTING

Sanctuary



Foyer



FIRST DRAFT
COLOR SCHEME



SW 6141
Softer Tan





SW 6145
Thatch Brown





SW 7041
Van Dyke Brown



REFERENCES




- Fresh / Contemporary in a Traditional setting.
- Quiet the majority of the traditional design elements with a neutral monotone paint scheme, one special element contrasted to bring a feeling of fresh while also honoring the original architecture.



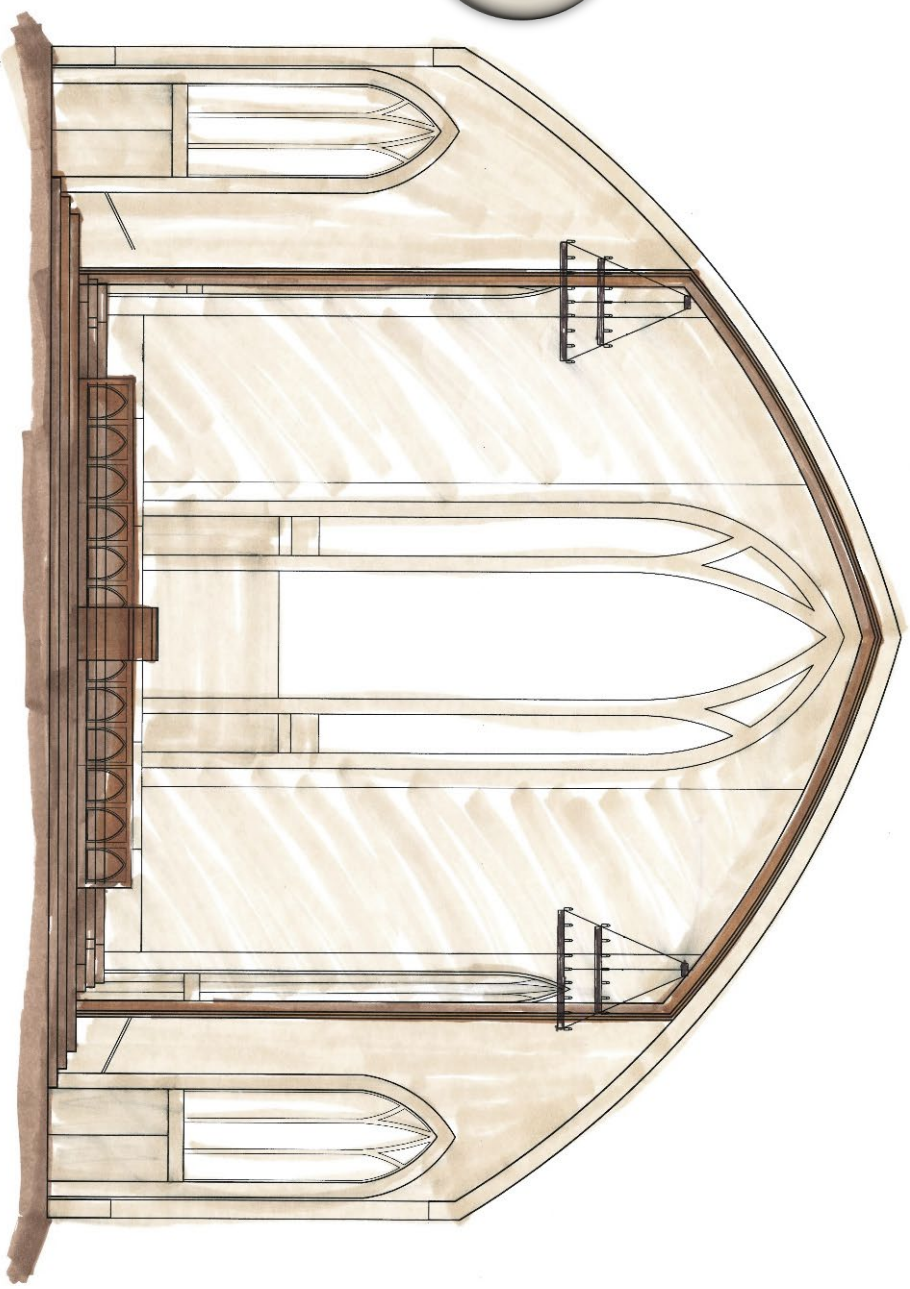
- Textiles should remain neutral as well rather than the traditional pops of color.
- Metals should be black instead of brass.



COLOR SCHEME A-1




WALL - Eggshell
TRIM / PANEL - Semi Gloss
SW 7050 Useful Gray



Meridian, Mississippi

HIGHLAND BAPTIST CHURCH

COLOR SCHEME A-2




WALL - Eggshell
TRIM / PANEL - Semi Gloss
SW 7050 Useful Gray




Meridian, Mississippi

HIGHLAND BAPTIST CHURCH

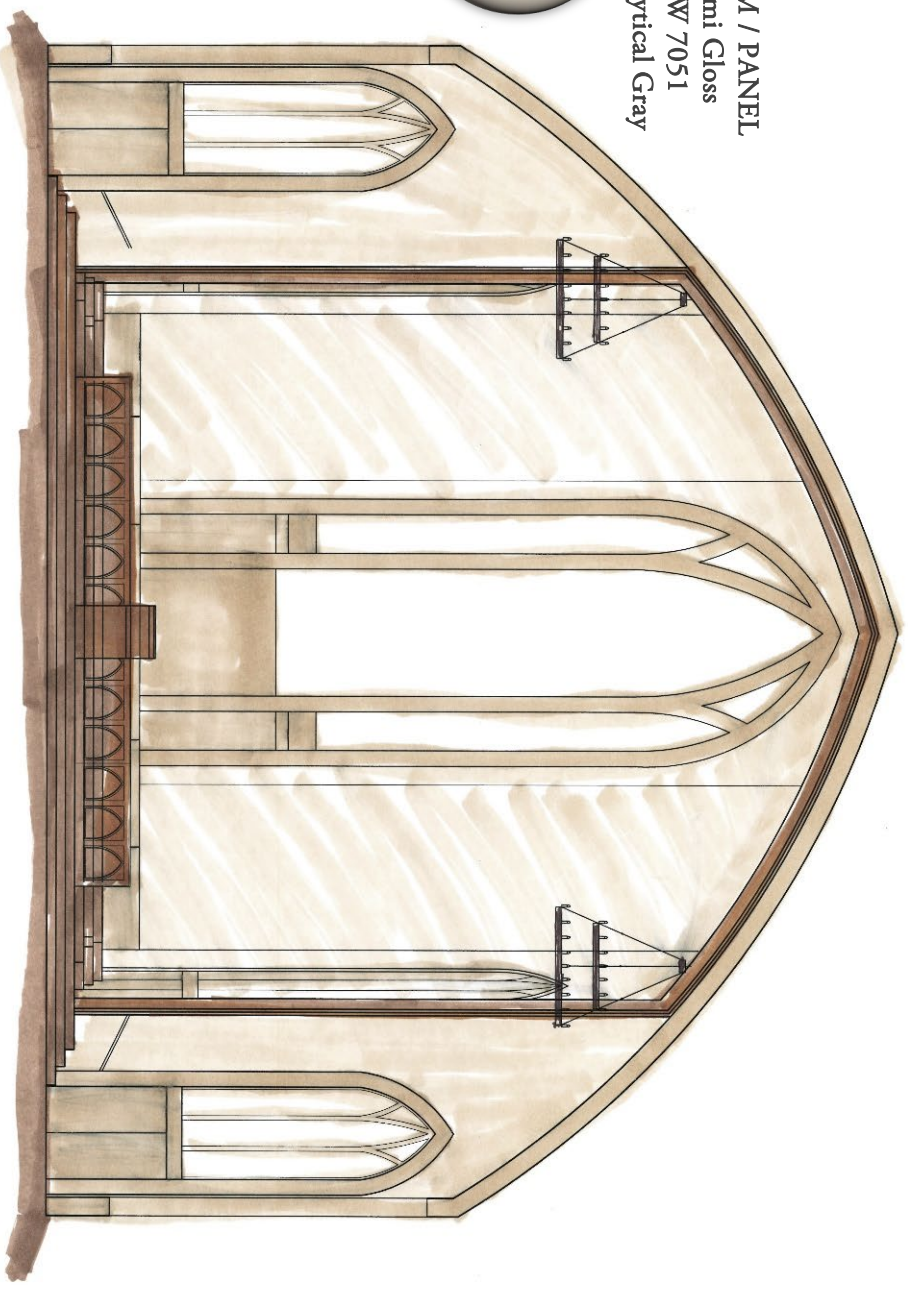
COLOR SCHEME B-1




WALL - Eggshell
SW 7050 Useful Gray




TRIM / PANEL
Semi Gloss
SW 7051
Analytical Gray



COLOR SCHEME B-2



WALL - Eggshell
SW 7050 Useful Gray



TRIM / PANEL
Semi Gloss
SW 7051
Analytical Gray




WINDOWS

Scope: Remove white peeling paint from window frames, replace glass inside window frames and paint frames (1) Dark Bronze (2) Useful Gray (3) Analytical Gray.





BEFORE



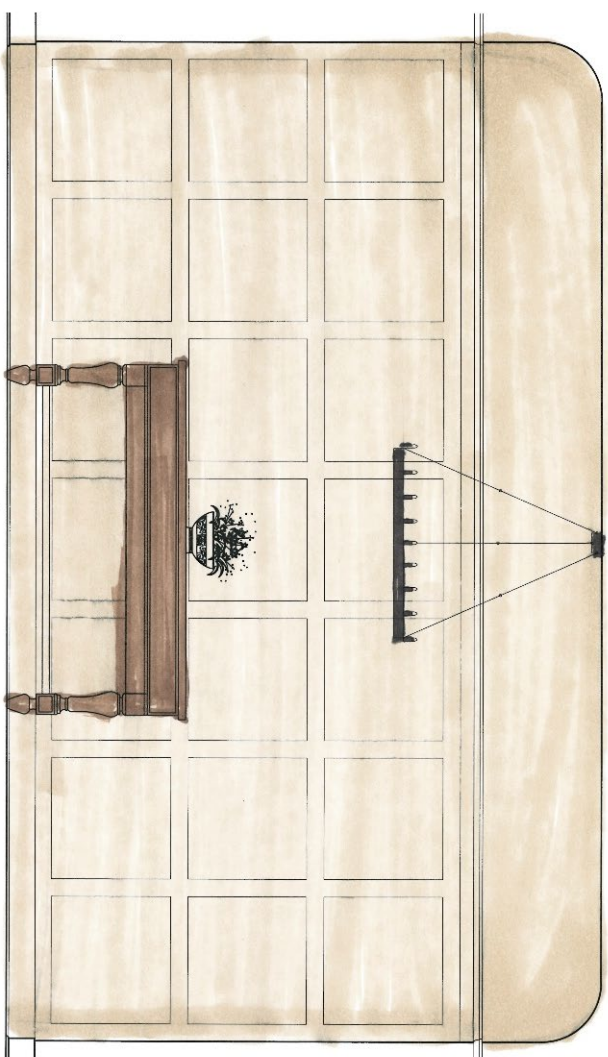

**PAINTED FRAME & WALL COLOR
WITH NEW CLEAR PATTERN GLASS**



COLOR SCHEME A




WALL - Eggshell
TRIM / PANEL - Semi Gloss
SW 7050 Useful Gray



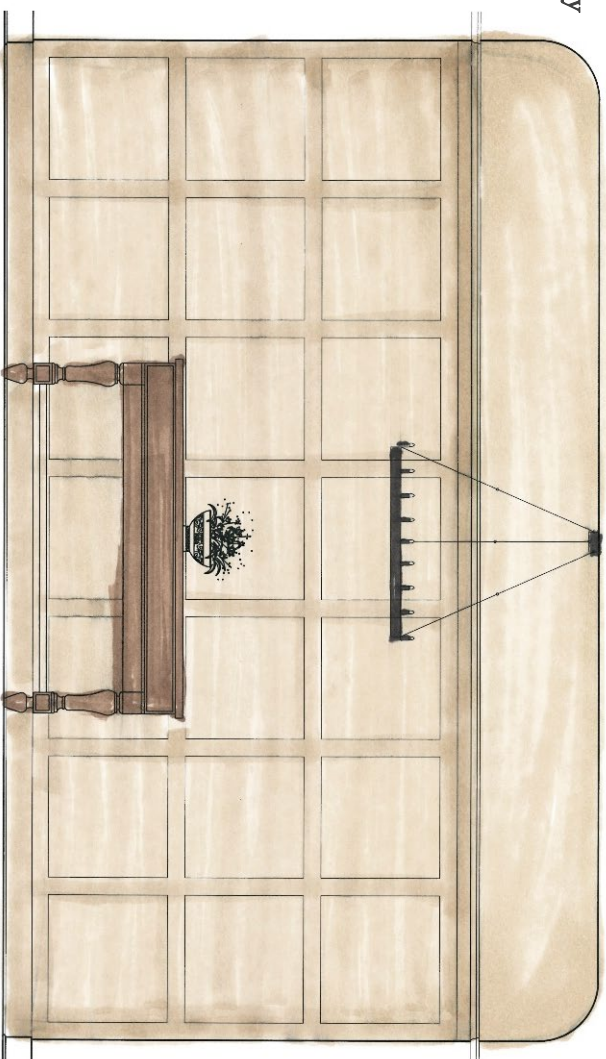
COLOR SCHEME B



WALL - Eggshell
TRIM / PANEL - Semi Gloss
SW 7050 Useful Gray



TRIM / PANEL
Semi Gloss
SW 7051
Analytical Gray




Meridian, Mississippi



HIGHLAND BAPTIST CHURCH

FLOORING

LVT



Mohawk, Statement
Stone, Perfect Paths



Mohawk, Metamorphic,
Downing Stone



Mohawk, H&H,
Atwell Mill



Mohawk, H&H,
Converse Basin

CARPETS



Patcraft,
Enliven, Organic



Patcraft,
Enliven, Noteworthy




FLOORING


CARPETS



Patcraft,
Harmonious, Organic



Patcraft,
Harmonious, Transom



LVT



Mohawk, H&H,
Atwell Mill




Mohawk, H&H,
Converse Basin




(first draft) CARPET & OTHER FLOOR CONNECTIONS





Carpet Aisles with wood look LVT



Pattern Carpet Aisles









Carpet Aisles and Concrete Floor



J+J Flooring
Altered Elements Collection,
Left: Broken Slate Tile, Ashlar
Right: Weather Steel Tile, QT
Color: Pyrite



SIGNAGE & EXPERIENCE



Meridian, Mississippi

HIGHLAND BAPTIST CHURCH

THANK
YOU

